Nanlite FC-120B Max

Measurement overview | 100 % measurements and reflectors

Key values at maximum brightness

For each target CCT and RGB hue the highest available brightness level is shown. EV = log2(2 x lux / 5).
Duv, CRI/R9, SSI, TM-30 and TLCI are not reported for saturated RGB colours, where they are not meaningful. TLCI is for information only.

Type	Target CCT / hue	Level	Lux	EV	Measured CCT / hue	Duv	CRI Ra	R9	SSI	TM-30 Rf	TM-30 Rg	TLCI	Source
White	2700 K	100%	4076	10.67	2765 K	-0.00031	96.5	88.0	88.0	95.0	100.0	97	Nanlite FC-120B Max 100% lowest
White	3200 K	100%	4762	10.90	3390 K	-0.00528	95.5	95.0	80.0	95.0	103.0	98	Nanlite FC-120B Max 100% 3200
White	5500 K	100%	5354	11.06	5646 K	-0.00213	97.2	95.0	73.0	94.0	102.0	99	Nanlite FC-120B Max 100% 5500
White	6500 K	100%	4982	10.96	6892 K	0.00178	97.1	90.0	69.0	93.0	100.0	99	Nanlite FC-120B Max 100% 6500

White light output at 100 % across all CCTs

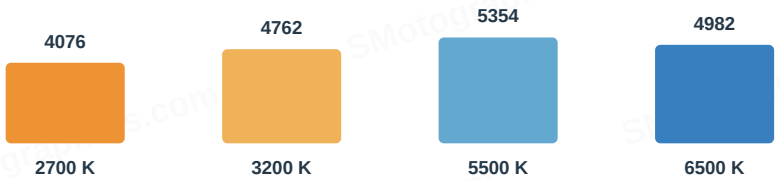

RGB output at 100 % across all colours

No values

Output with all reflectors

Reflector	Target CCT	Level	Lux	EV	Measured CCT	Duv	CRI Ra	R9	Source
Standard reflector	-	100%	26308	13.36	5608 K	-0.00011	97.8	96.0	Nanlite FC-120B Max 100% max with reflector

© Marvin Kuhn | SMotographers.com

Nanlite FC-120B Max

LED Lab Report | Numbers-Import

TOTAL	COLOUR	POWER	USABILITY
78.7	75.5	89.0	71.7

Luminaire	Value	Test	Value
LED type	Bi-Color	Power	145.0 W
Test date	2026-07-29	Distance	-
Modifier	Verschiedene Setups aus dem Numbers-Rechner	Mode	Linear (current)
RGB in total	Yes	Measurements	9

Target CCT	Max Lux	Measured CCT	Duv	Ra	SSI	Rf	Rg	TLCI
2700 K	4076	2765	-0.00031	96.5	88.0	95.0	100.0	97
3200 K	4762	3390	-0.00528	95.5	80.0	95.0	103.0	98
5500 K	5354	5646	-0.00213	97.2	73.0	94.0	102.0	99
6500 K	4982	6892	0.00178	97.1	69.0	93.0	100.0	99

Output across CCTs and levels

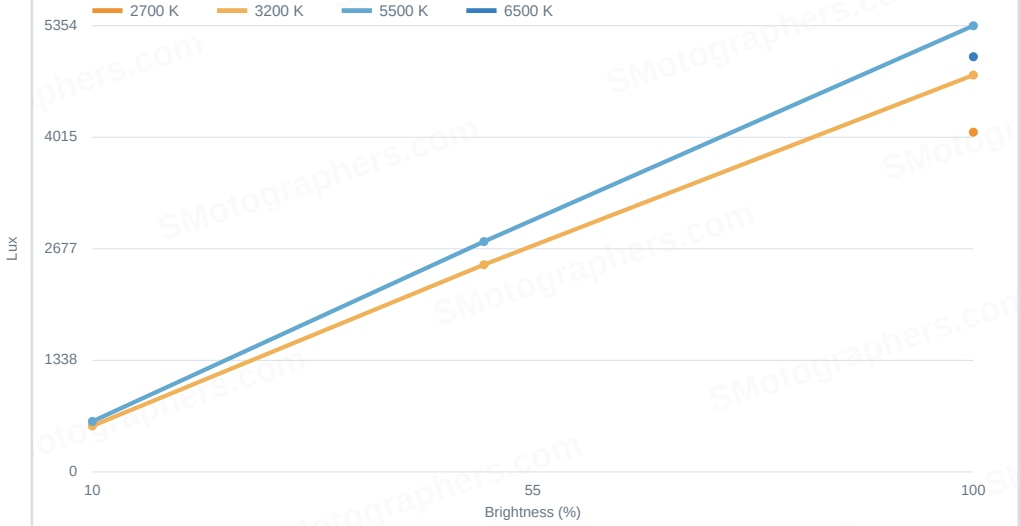

Spectrum at maximum brightness

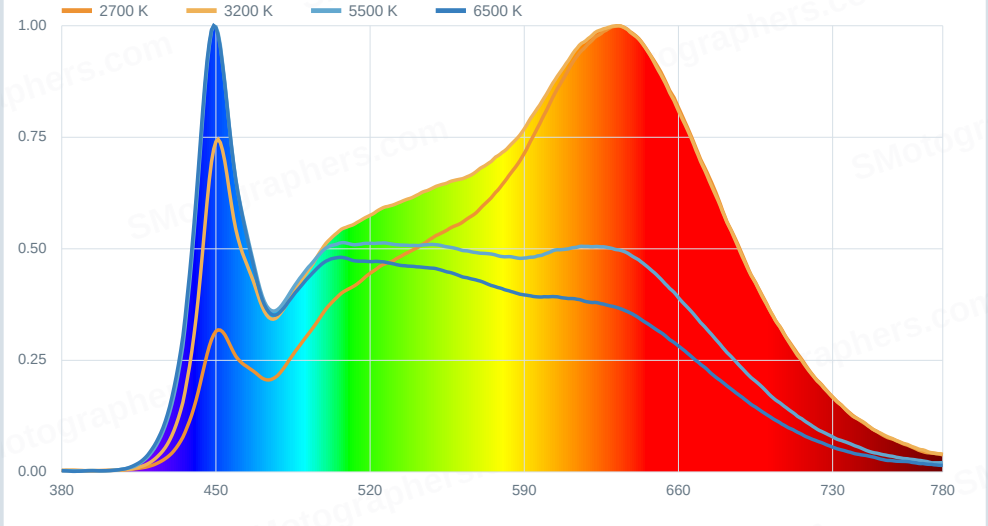

© Marvin Kuhn | SMotographers.com

Nanlite FC-120B Max

White light detail | Target CCT 2700 K

Level	Lux	Measured CCT	Duv	SDCM	Ra	R9	Peak
100%	4076	2765 K	-0.00031	1.94	96.5	88.0	632 nm

Colour metric	Value
SSI	88
TM-30 Rf	95
TM-30 Rg	100
TLCI (Info)	97
Measurements	1

Check	Value
Brightest level	100%
CCT deviation	65 K
Mired deviation	8.71
Source	Nanlite FC-120B Max 100% lowest

Output linearity

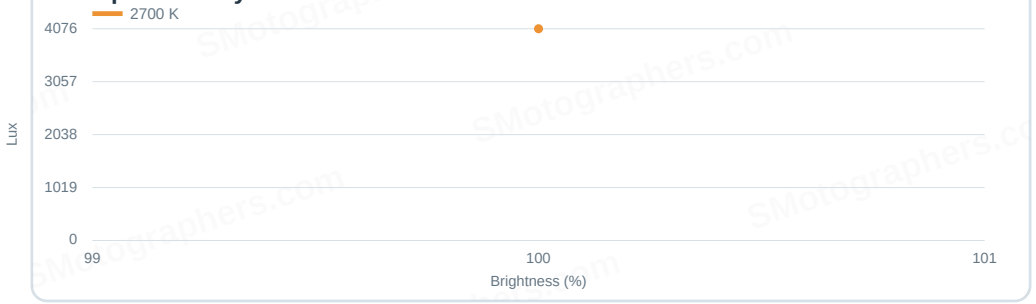

CRI R1-R15 at brightest level

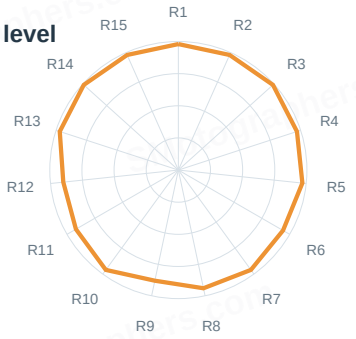

Spectra of all brightness levels

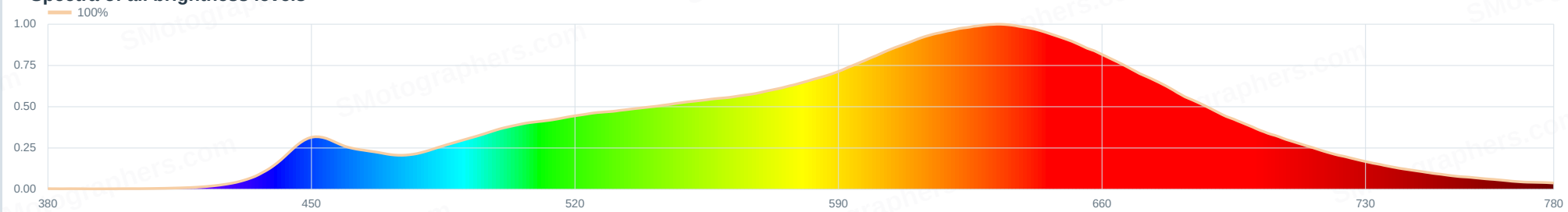

© Marvin Kuhn | SMotographers.com

Nanlite FC-120B Max

ANSI/IES TM-30 colour rendition | Target CCT 2700 K

LED EVALUATOR

TM-30 RF	TM-30 RG	SSI [P2764]	CCT (TM-30)	DUV	TLCI (INFO)	MEASUREMENT
95	100	88	2765 K	-0.0003	97	100 %

Color Vector Graphic

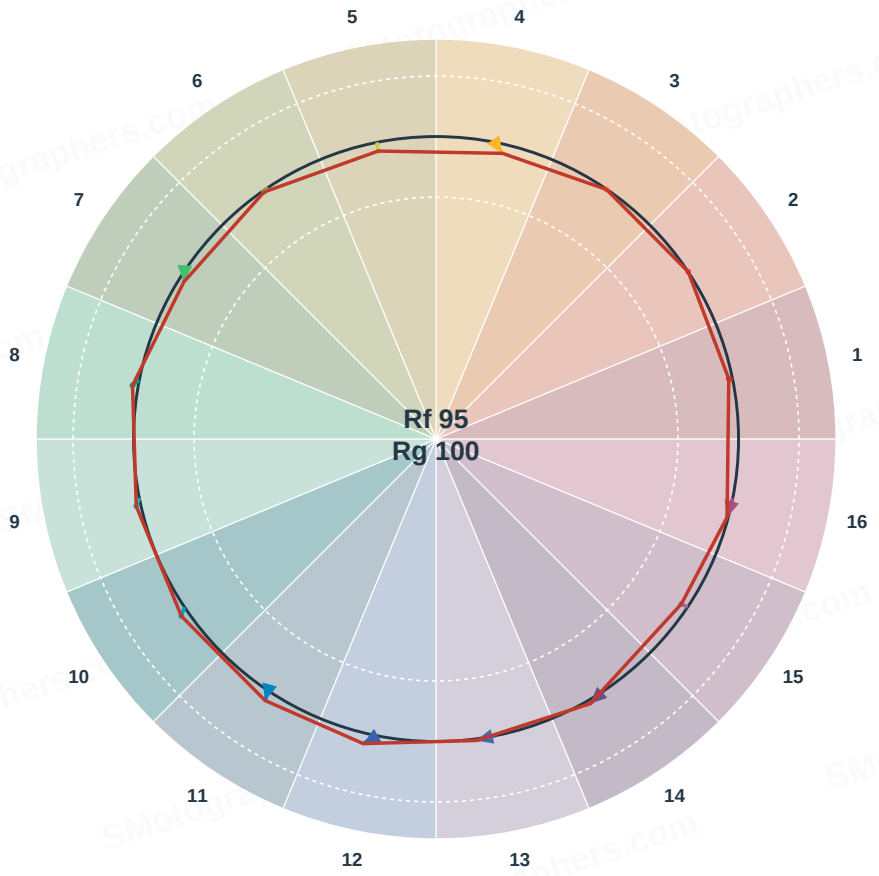

Circle = reference, arrows = shift of the test source per hue bin (CAM02-UCS).

Local chroma shift Rcs,hj

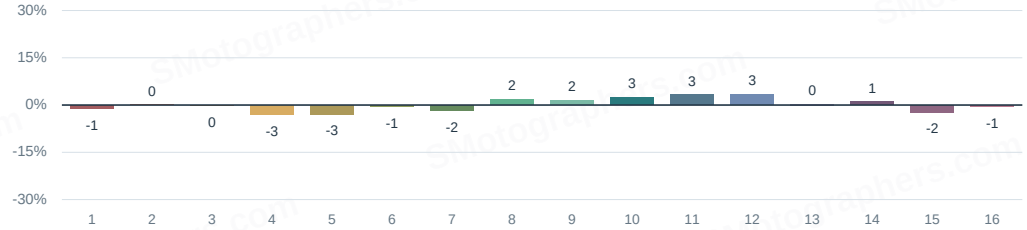

Local hue shift Rhs,hj

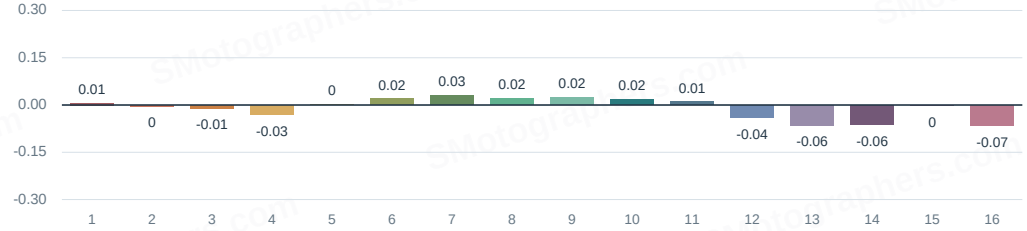

Local colour fidelity Rf,hj

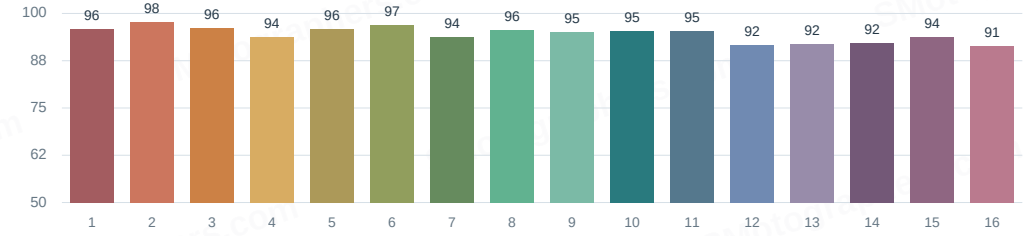

© Marvin Kuhn | SMotographers.com

Nanlite FC-120B Max

TM-30 colour swatches: reference vs. measurement | Target CCT 2700 K

LED EVALUATOR

TM-30 RF	TM-30 RG	SSI [P2764]	CCT (TM-30)	DUV	TLCI (INFO)	MEASUREMENT
95	100	88	2765 K	-0.0003	97	100 %

Hue bins 1-16: average per bin



1	2	3	4	5	6	7	8	9	10	11	12	13	14	15	16
-1 % Chroma	+0 % Chroma	-0 % Chroma	-3 % Chroma	-3 % Chroma	-1 % Chroma	-2 % Chroma	+2 % Chroma	+2 % Chroma	+3 % Chroma	+3 % Chroma	+3 % Chroma	+0 % Chroma	+1 % Chroma	-2 % Chroma	-1 % Chroma

Colour samples CES 1-99 (left reference, right measurement; sorted by hue bin)

CES 1 Rf 99	CES 2 Rf 97	CES 3 Rf 92	CES 4 Rf 97	CES 5 Rf 92	CES 6 Rf 95	CES 7 Rf 97	CES 8 Rf 94	CES 9 Rf 99	CES 98 Rf 98	CES 99 Rf 95
CES 10 Rf 98	CES 11 Rf 99	CES 12 Rf 98	CES 13 Rf 98	CES 14 Rf 99	CES 15 Rf 96	CES 16 Rf 96	CES 17 Rf 96	CES 18 Rf 97	CES 19 Rf 96	CES 20 Rf 96
CES 21 Rf 96	CES 22 Rf 95	CES 23 Rf 97	CES 24 Rf 96	CES 25 Rf 95	CES 26 Rf 96	CES 27 Rf 91	CES 28 Rf 98	CES 29 Rf 94	CES 30 Rf 90	CES 31 Rf 94
CES 33 Rf 95	CES 36 Rf 84	CES 32 Rf 97	CES 34 Rf 97	CES 35 Rf 98	CES 37 Rf 97	CES 38 Rf 87	CES 39 Rf 98	CES 40 Rf 98	CES 41 Rf 95	CES 42 Rf 97
CES 43 Rf 99	CES 44 Rf 99	CES 45 Rf 97	CES 46 Rf 98	CES 47 Rf 91	CES 48 Rf 90	CES 49 Rf 98	CES 50 Rf 95	CES 51 Rf 95	CES 52 Rf 96	CES 53 Rf 96
CES 54 Rf 93	CES 55 Rf 93	CES 56 Rf 96	CES 57 Rf 96	CES 58 Rf 96	CES 59 Rf 98	CES 60 Rf 95	CES 61 Rf 95	CES 62 Rf 89	CES 64 Rf 97	CES 65 Rf 97
CES 66 Rf 97	CES 67 Rf 97	CES 68 Rf 96	CES 63 Rf 98	CES 69 Rf 95	CES 70 Rf 96	CES 71 Rf 93	CES 72 Rf 97	CES 73 Rf 94	CES 75 Rf 94	CES 74 Rf 90
CES 76 Rf 96	CES 77 Rf 89	CES 78 Rf 93	CES 79 Rf 90	CES 80 Rf 92	CES 81 Rf 84	CES 82 Rf 97	CES 83 Rf 95	CES 84 Rf 97	CES 85 Rf 86	CES 86 Rf 89
CES 87 Rf 96	CES 88 Rf 96	CES 89 Rf 92	CES 90 Rf 94	CES 91 Rf 82	CES 92 Rf 88	CES 93 Rf 93	CES 94 Rf 89	CES 95 Rf 91	CES 96 Rf 97	CES 97 Rf 98

Shown as corresponding colours in sRGB (CAM02-UCS, adapted to D65); screen and print reproduction is only an approximation.

© Marvin Kuhn | SMotographers.com

Nanlite FC-120B Max

TM-30 colour samples & Academy SSI | Target CCT 2700 K

LED EVALUATOR

TM-30 RF	TM-30 RG	SSI [P2764]	CCT (TM-30)	DUV	TLCI (INFO)	MEASUREMENT
95	100	88	2765 K	-0.0003	97	100 %

Fidelity per colour sample Rf,CES1-99

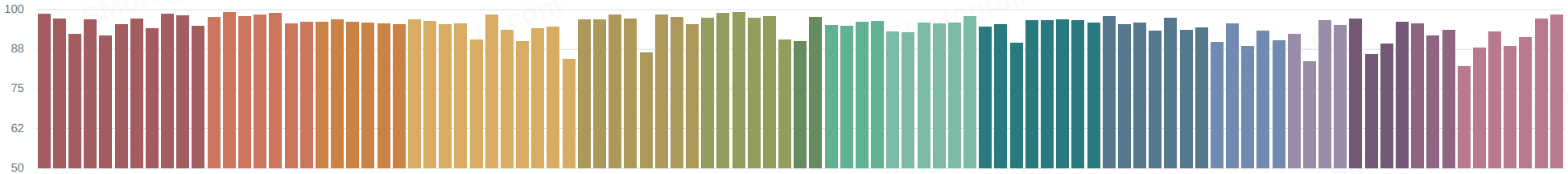

Samples sorted by hue bin 1-16; colour = hue bin.

Spectrum vs. TM-30 reference (equal area)

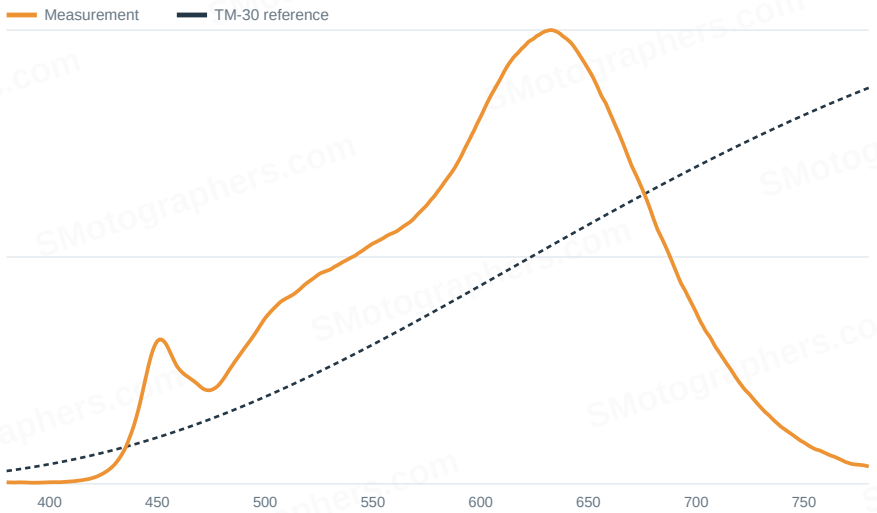

Academy SSI [P2764]

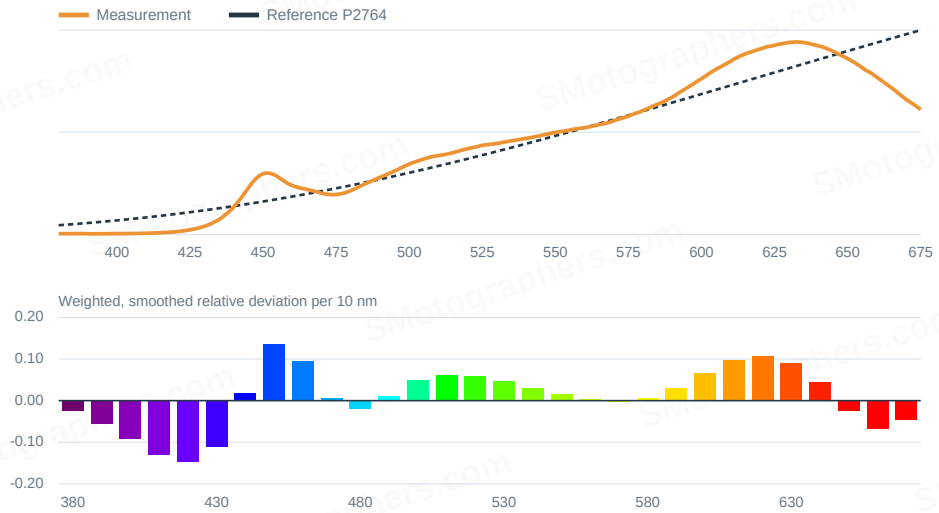

Reference as in the Academy SSI calculator (default): Planckian below 4000 K, CIE daylight from 4000 K, each at the measured CCT.

© Marvin Kuhn | SMotographers.com

Nanlite FC-120B Max

White light detail | Target CCT 3200 K

Level	Lux	Measured CCT	Duv	SDCM	Ra	R9	Peak
10%	552	3269 K	-0.00680	8.81	93.2	89.0	633 nm
50%	2486	3363 K	-0.00562	6.81	94.7	91.0	632 nm
100%	4762	3390 K	-0.00528	6.35	95.5	95.0	633 nm

Colour metric	Value
SSI	80
TM-30 Rf	95
TM-30 Rg	103
TLCI (Info)	98
Measurements	3

Check	Value
Brightest level	100%
CCT deviation	190 K
Mired deviation	17.51
Source	Nanlite FC-120B Max 100% 3200

Output linearity

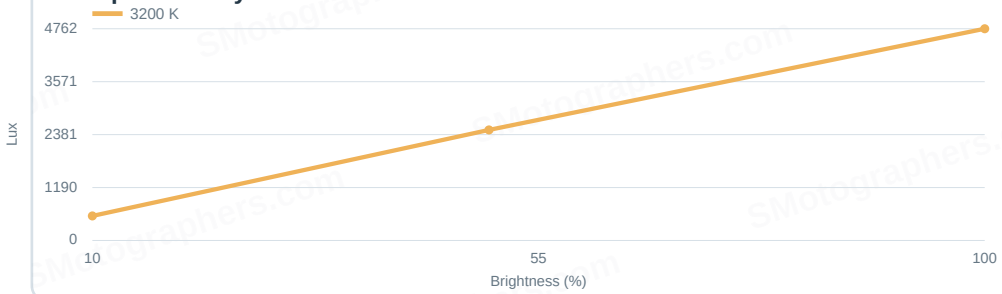

CRI R1-R15 at brightest level

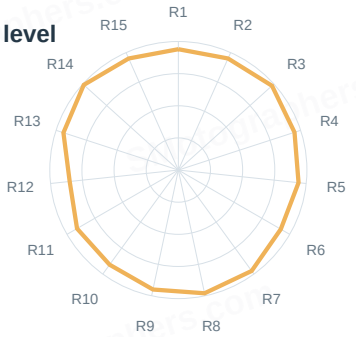

Spectra of all brightness levels

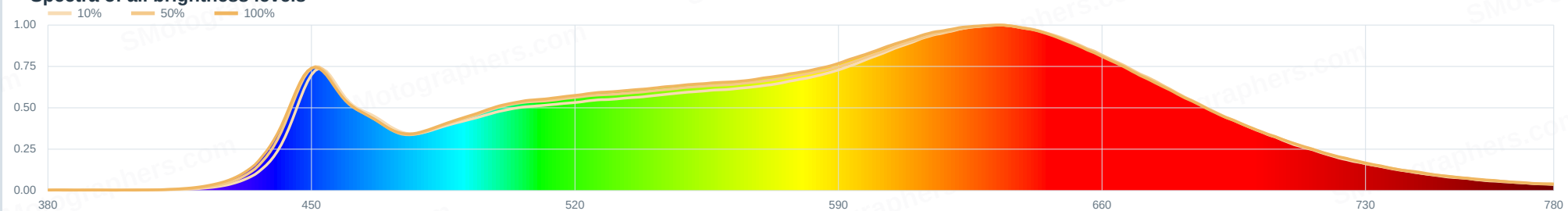

© Marvin Kuhn | SMotographers.com

Nanlite FC-120B Max

ANSI/IES TM-30 colour rendition | Target CCT 3200 K

LED EVALUATOR

TM-30 RF	TM-30 RG	SSI [P3404]	CCT (TM-30)	DUV	TLCI (INFO)	MEASUREMENT
95	103	80	3390 K	-0.0053	98	100 %

Color Vector Graphic

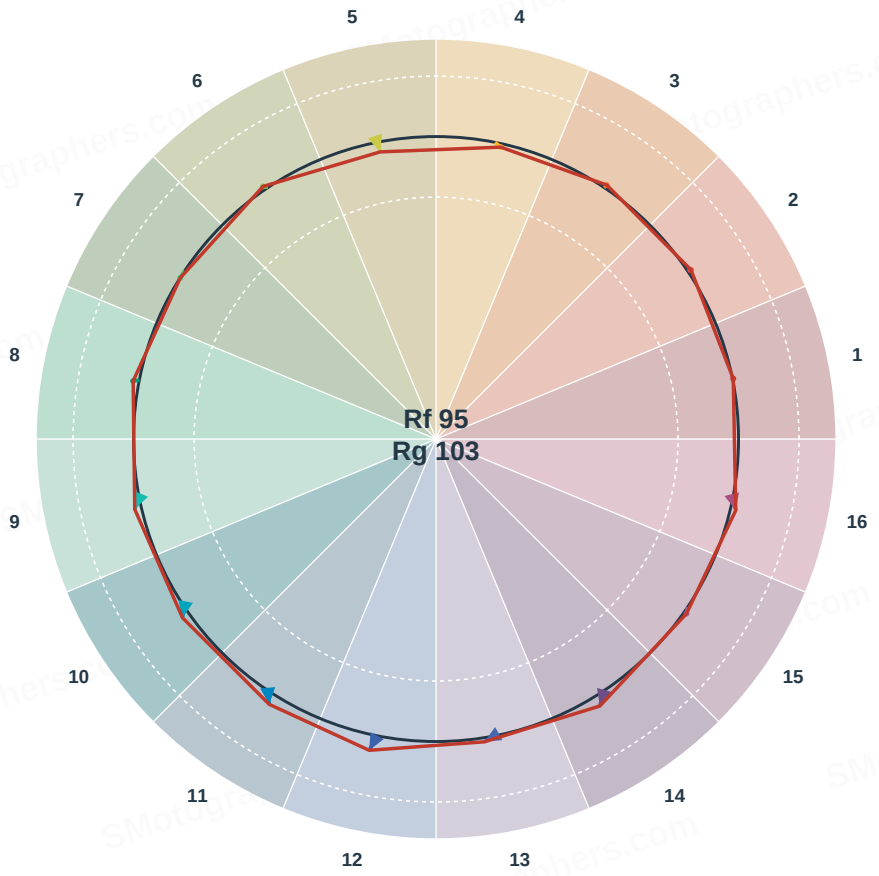

Circle = reference, arrows = shift of the test source per hue bin (CAM02-UCS).

Local chroma shift Rcs,hj

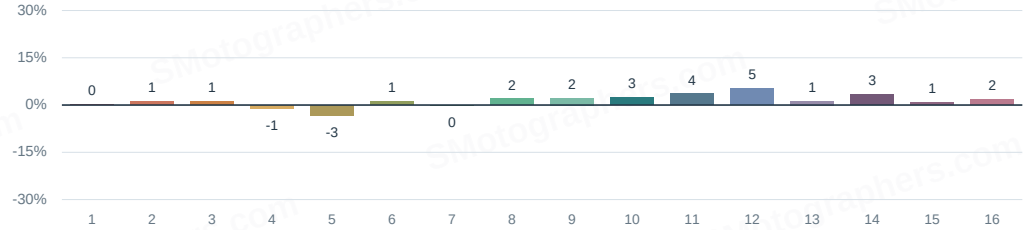

Local hue shift Rhs,hj

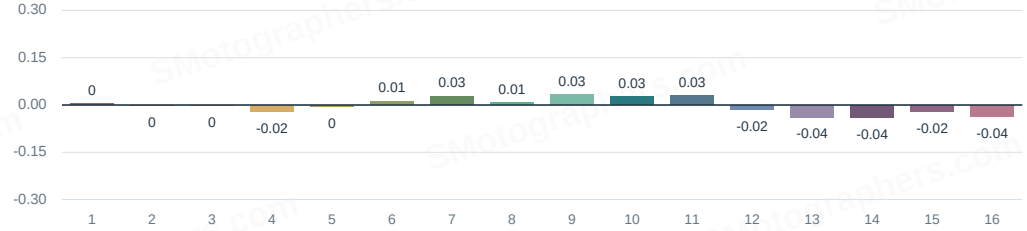

Local colour fidelity Rf,hj

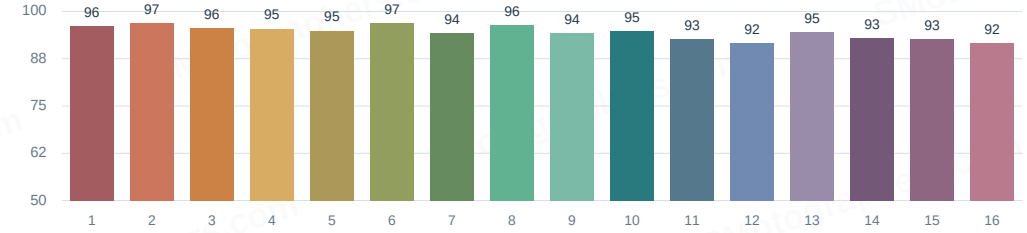

© Marvin Kuhn | SMotographers.com

Nanlite FC-120B Max

TM-30 colour swatches: reference vs. measurement | Target CCT 3200 K

LED EVALUATOR

TM-30 RF	TM-30 RG	SSI [P3404]	CCT (TM-30)	DUV	TLCI (INFO)	MEASUREMENT
95	103	80	3390 K	-0.0053	98	100 %

Hue bins 1-16: average per bin



1	2	3	4	5	6	7	8	9	10	11	12	13	14	15	16
+0 % Chroma	+1 % Chroma	+1 % Chroma	-1 % Chroma	-3 % Chroma	+1 % Chroma	-0 % Chroma	+2 % Chroma	+2 % Chroma	+3 % Chroma	+4 % Chroma	+5 % Chroma	+1 % Chroma	+3 % Chroma	+1 % Chroma	+2 % Chroma

Colour samples CES 1-99 (left reference, right measurement; sorted by hue bin)

CES 1 Rf 98	CES 2 Rf 96	CES 3 Rf 91	CES 4 Rf 97	CES 5 Rf 93	CES 6 Rf 98	CES 7 Rf 97	CES 8 Rf 98	CES 9 Rf 99	CES 10 Rf 95	CES 11 Rf 98
CES 12 Rf 96	CES 13 Rf 97	CES 14 Rf 99	CES 15 Rf 94	CES 16 Rf 99	CES 17 Rf 99	CES 18 Rf 96	CES 19 Rf 97	CES 20 Rf 89	CES 21 Rf 97	CES 22 Rf 96
CES 23 Rf 97	CES 24 Rf 98	CES 25 Rf 97	CES 26 Rf 97	CES 27 Rf 89	CES 28 Rf 99	CES 29 Rf 96	CES 30 Rf 90	CES 31 Rf 97	CES 32 Rf 98	CES 33 Rf 96
CES 34 Rf 98	CES 35 Rf 99	CES 36 Rf 81	CES 37 Rf 98	CES 38 Rf 85	CES 39 Rf 99	CES 40 Rf 99	CES 41 Rf 96	CES 42 Rf 97	CES 43 Rf 95	CES 44 Rf 100
CES 45 Rf 97	CES 46 Rf 98	CES 47 Rf 94	CES 48 Rf 90	CES 49 Rf 97	CES 50 Rf 96	CES 51 Rf 97	CES 52 Rf 97	CES 53 Rf 96	CES 54 Rf 92	CES 55 Rf 91
CES 56 Rf 95	CES 57 Rf 95	CES 58 Rf 95	CES 59 Rf 97	CES 60 Rf 93	CES 61 Rf 94	CES 62 Rf 87	CES 63 Rf 98	CES 64 Rf 96	CES 65 Rf 96	CES 66 Rf 96
CES 67 Rf 96	CES 68 Rf 94	CES 69 Rf 94	CES 70 Rf 94	CES 71 Rf 90	CES 72 Rf 96	CES 73 Rf 89	CES 75 Rf 91	CES 76 Rf 95	CES 74 Rf 91	CES 77 Rf 91
CES 78 Rf 90	CES 79 Rf 94	CES 80 Rf 94	CES 81 Rf 90	CES 82 Rf 97	CES 83 Rf 97	CES 84 Rf 97	CES 85 Rf 86	CES 86 Rf 94	CES 87 Rf 95	CES 88 Rf 96
CES 89 Rf 93	CES 90 Rf 93	CES 92 Rf 88	CES 93 Rf 93	CES 91 Rf 76	CES 94 Rf 92	CES 95 Rf 89	CES 96 Rf 96	CES 97 Rf 97	CES 98 Rf 98	CES 99 Rf 94

Shown as corresponding colours in sRGB (CAM02-UCS, adapted to D65); screen and print reproduction is only an approximation.

© Marvin Kuhn | SMotographers.com

Nanlite FC-120B Max

TM-30 colour samples & Academy SSI | Target CCT 3200 K

LED EVALUATOR

TM-30 RF	TM-30 RG	SSI [P3404]	CCT (TM-30)	DUV	TLCI (INFO)	MEASUREMENT
95	103	80	3390 K	-0.0053	98	100 %

Fidelity per colour sample Rf,CES1-99

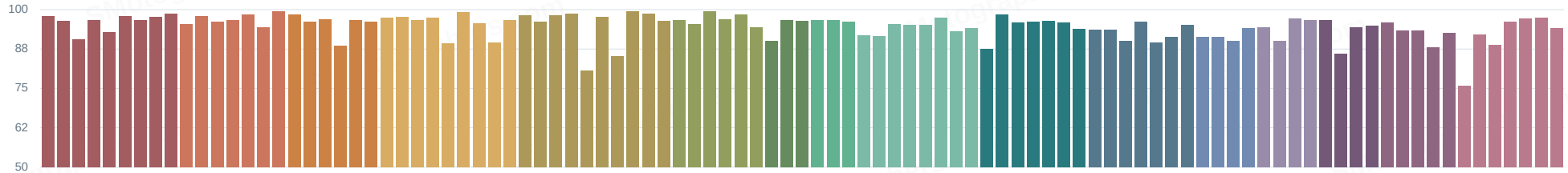

Samples sorted by hue bin 1-16; colour = hue bin.

Spectrum vs. TM-30 reference (equal area)

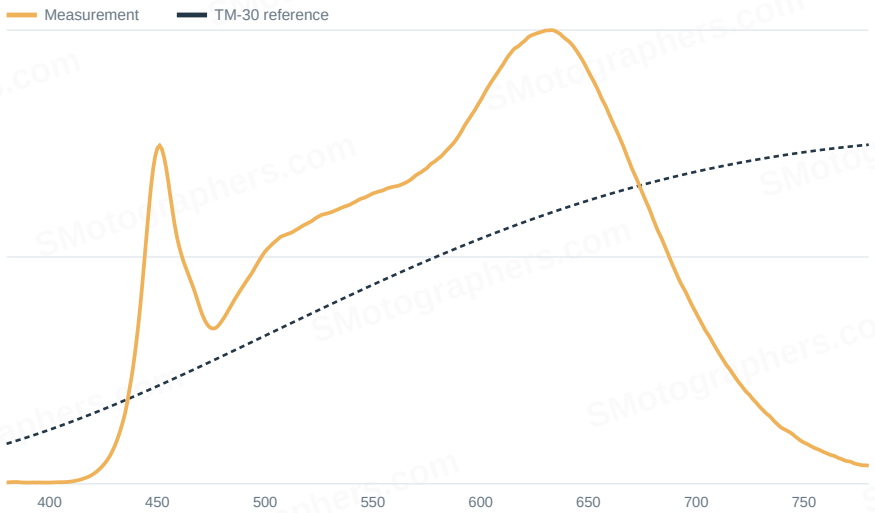

Academy SSI [P3404]

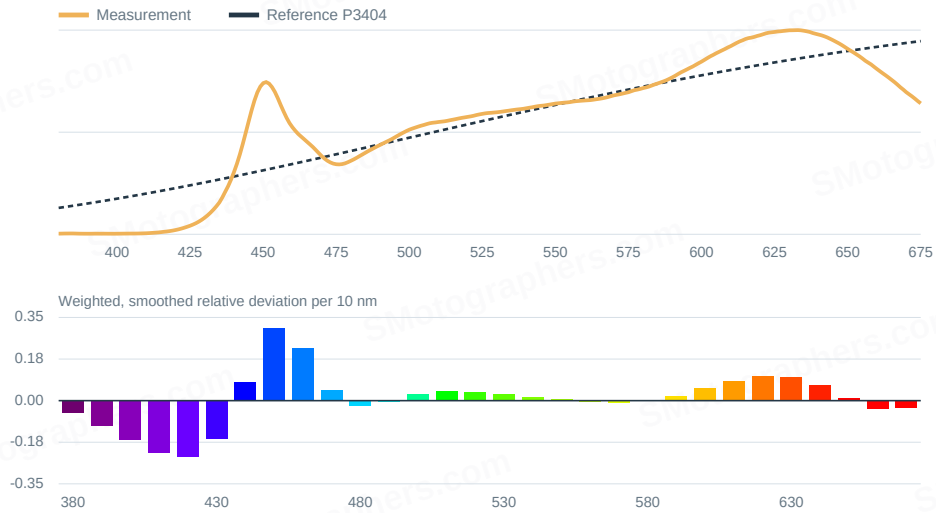

Reference as in the Academy SSI calculator (default): Planckian below 4000 K, CIE daylight from 4000 K, each at the measured CCT.

© Marvin Kuhn | SMotographers.com

Nanlite FC-120B Max

White light detail | Target CCT 5500 K

Level	Lux	Measured CCT	Duv	SDCM	Ra	R9	Peak
10%	606	5804 K	-0.00268	6.34	95.6	86.0	452 nm
50%	2764	5641 K	-0.00223	5.51	96.8	92.0	450 nm
100%	5354	5646 K	-0.00213	5.39	97.2	95.0	450 nm

Colour metric	Value
SSI	73
TM-30 Rf	94
TM-30 Rg	102
TLCI (Info)	99
Measurements	3

Check	Value
Brightest level	100%
CCT deviation	146 K
Mired deviation	4.70
Source	Nanlite FC-120B Max 100% 5500

Output linearity

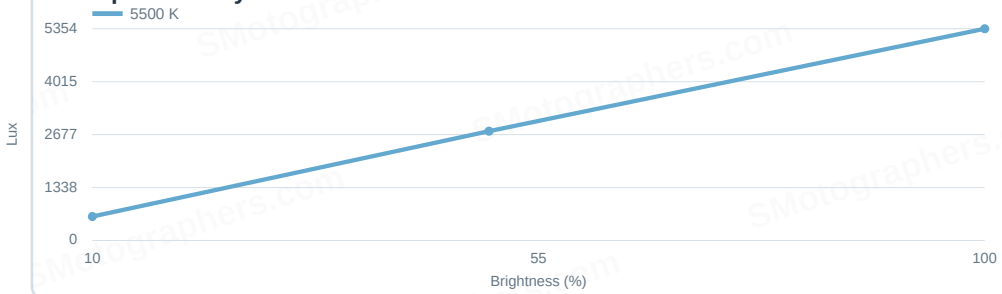

CRI R1-R15 at brightest level

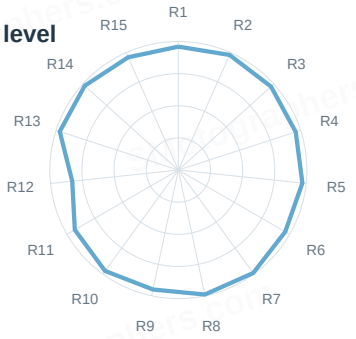

Spectra of all brightness levels

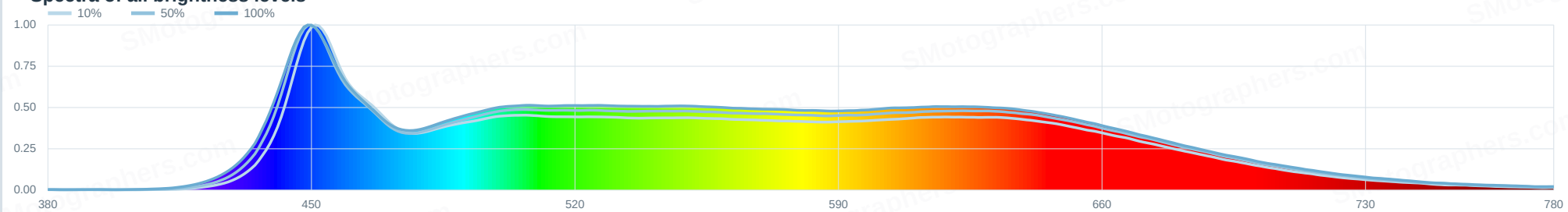

© Marvin Kuhn | SMotographers.com

Nanlite FC-120B Max

ANSI/IES TM-30 colour rendition | Target CCT 5500 K

LED EVALUATOR

TM-30 RF	TM-30 RG	SSI [D5646]	CCT (TM-30)	DUV	TLCI (INFO)	MEASUREMENT
94	102	73	5644 K	-0.0021	99	100 %

Color Vector Graphic

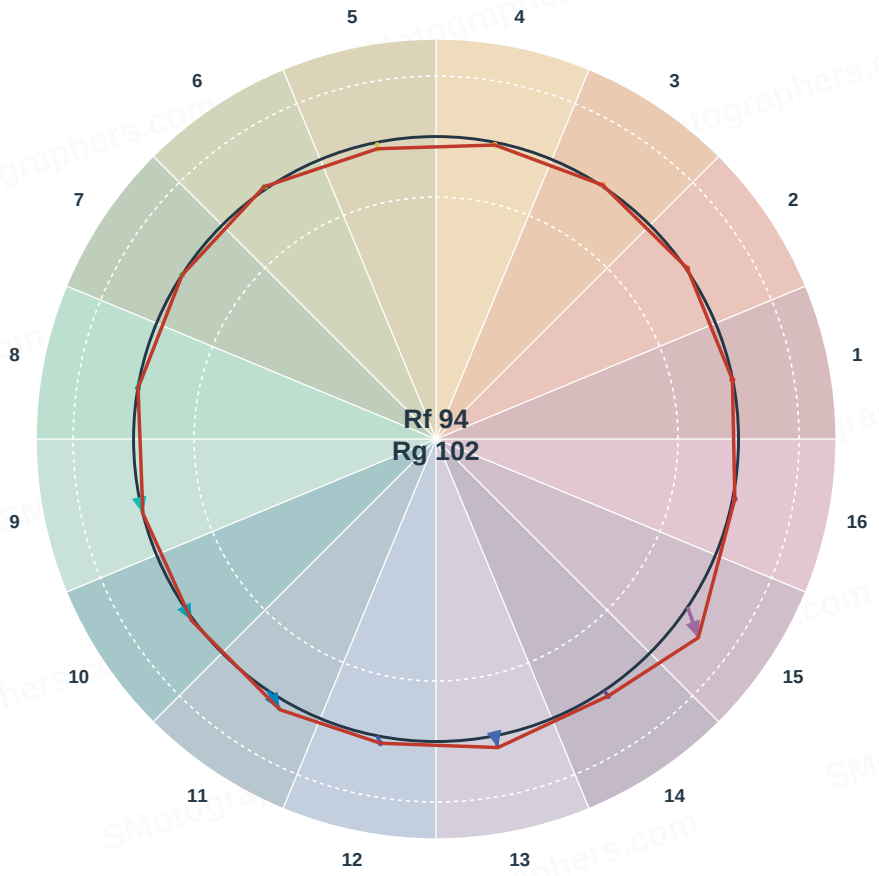

Circle = reference, arrows = shift of the test source per hue bin (CAM02-UCS).

Local chroma shift Rcs,hj

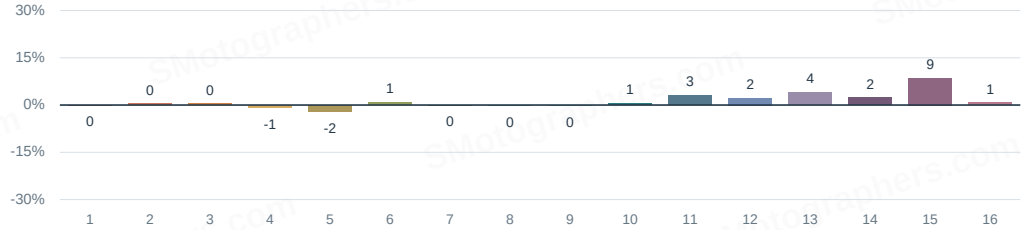

Local hue shift Rhs,hj

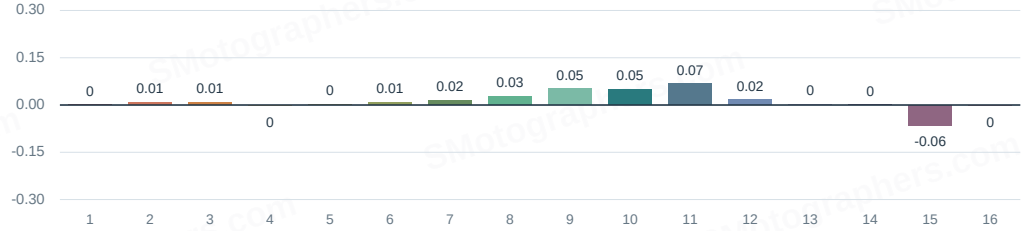

Local colour fidelity Rf,hj

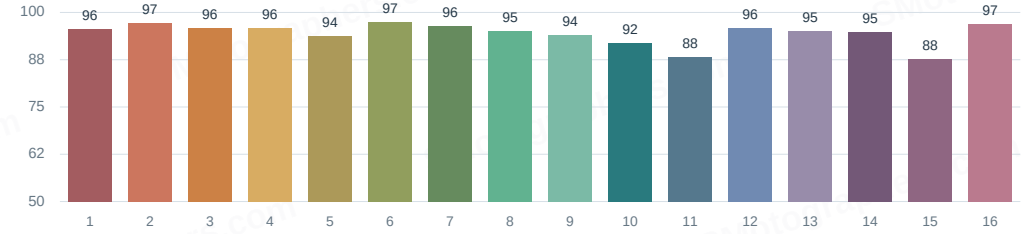

© Marvin Kuhn | SMotographers.com

Nanlite FC-120B Max

TM-30 colour swatches: reference vs. measurement | Target CCT 5500 K

LED EVALUATOR

TM-30 RF	TM-30 RG	SSI [D5646]	CCT (TM-30)	DUV	TLCI (INFO)	MEASUREMENT
94	102	73	5644 K	-0.0021	99	100 %

Hue bins 1-16: average per bin



1	2	3	4	5	6	7	8	9	10	11	12	13	14	15	16
-0 % Chroma	+0 % Chroma	+0 % Chroma	-1 % Chroma	-2 % Chroma	+1 % Chroma	-0 % Chroma	-0 % Chroma	-0 % Chroma	+1 % Chroma	+3 % Chroma	+2 % Chroma	+4 % Chroma	+2 % Chroma	+9 % Chroma	+1 % Chroma

Colour samples CES 1-99 (left reference, right measurement; sorted by hue bin)

CES 2 Rf 97	CES 3 Rf 88	CES 4 Rf 96	CES 5 Rf 93	CES 6 Rf 98	CES 7 Rf 98	CES 8 Rf 99	CES 9 Rf 98	CES 10 Rf 95	CES 11 Rf 96	CES 12 Rf 96	CES 13 Rf 98	CES 14 Rf 99	CES 15 Rf 95	CES 16 Rf 99	CES 17 Rf 98	CES 18 Rf 97	CES 19 Rf 97	CES 20 Rf 88	CES 21 Rf 96	CES 22 Rf 98	CES 23 Rf 99	CES 24 Rf 97	CES 25 Rf 95	CES 26 Rf 97	CES 27 Rf 90
CES 28 Rf 98	CES 29 Rf 99	CES 30 Rf 93	CES 31 Rf 99	CES 32 Rf 96	CES 33 Rf 99	CES 34 Rf 96	CES 35 Rf 97	CES 36 Rf 81	CES 37 Rf 97	CES 38 Rf 87	CES 39 Rf 99	CES 40 Rf 99	CES 41 Rf 97	CES 42 Rf 95	CES 43 Rf 94	CES 44 Rf 100	CES 45 Rf 96	CES 46 Rf 98	CES 47 Rf 98	CES 48 Rf 93	CES 49 Rf 97	CES 50 Rf 97	CES 51 Rf 97	CES 52 Rf 98
CES 53 Rf 97	CES 54 Rf 93	CES 55 Rf 92	CES 56 Rf 96	CES 57 Rf 96	CES 58 Rf 96	CES 59 Rf 97	CES 60 Rf 93	CES 61 Rf 93	CES 62 Rf 88	CES 63 Rf 97	CES 64 Rf 94	CES 65 Rf 94	CES 66 Rf 93	CES 67 Rf 92	CES 68 Rf 90	CES 69 Rf 90	CES 70 Rf 89	CES 71 Rf 84	CES 72 Rf 95	CES 73 Rf 83	CES 74 Rf 93	CES 75 Rf 86	CES 76 Rf 90	CES 77 Rf 89	CES 78 Rf 85
CES 79 Rf 98	CES 80 Rf 94	CES 81 Rf 96	CES 82 Rf 97	CES 83 Rf 99	CES 84 Rf 94	CES 85 Rf 86	CES 86 Rf 98	CES 87 Rf 93	CES 88 Rf 97	CES 89 Rf 94	CES 90 Rf 96	CES 91 Rf 73	CES 92 Rf 87	CES 93 Rf 92	CES 94 Rf 93	CES 95 Rf 86	CES 1 Rf 99	CES 96 Rf 95	CES 97 Rf 97	CES 98 Rf 98	CES 99 Rf 96				

Shown as corresponding colours in sRGB (CAM02-UCS, adapted to D65); screen and print reproduction is only an approximation.

© Marvin Kuhn | SMotographers.com

Nanlite FC-120B Max

TM-30 colour samples & Academy SSI | Target CCT 5500 K

LED EVALUATOR

TM-30 RF	TM-30 RG	SSI [D5646]	CCT (TM-30)	DUV	TLCI (INFO)	MEASUREMENT
94	102	73	5644 K	-0.0021	99	100 %

Fidelity per colour sample Rf,CES1-99

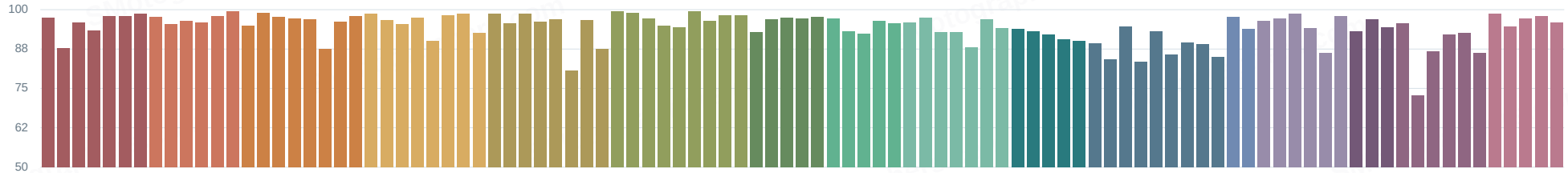

Samples sorted by hue bin 1-16; colour = hue bin.

Spectrum vs. TM-30 reference (equal area)

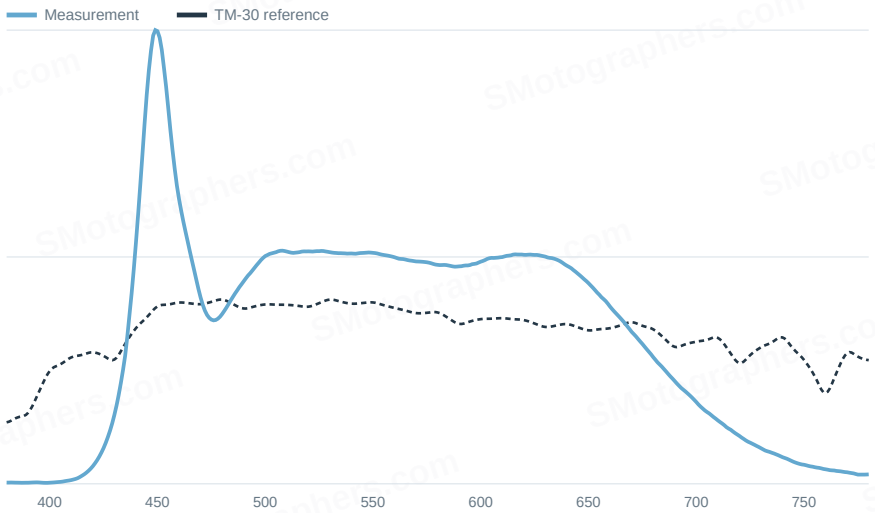

Academy SSI [D5646]

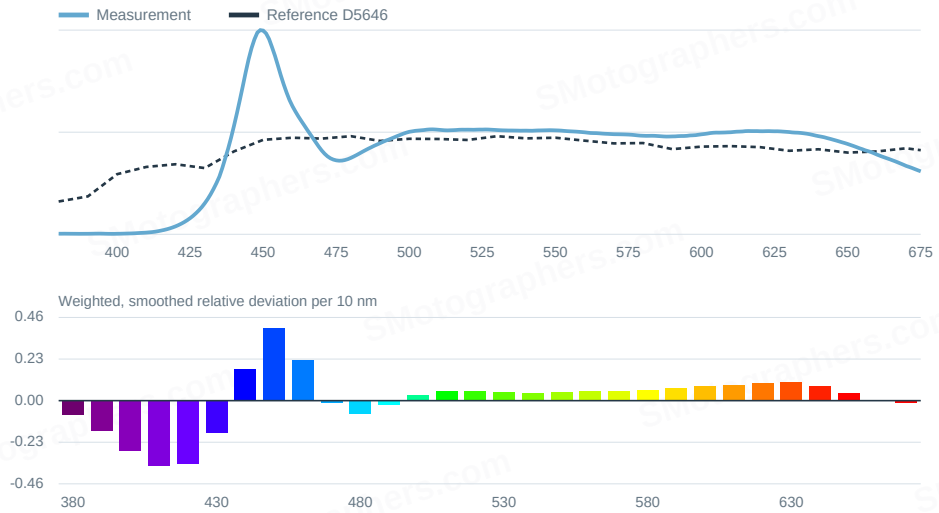

Reference as in the Academy SSI calculator (default): Planckian below 4000 K, CIE daylight from 4000 K, each at the measured CCT.

© Marvin Kuhn | SMotographers.com

Nanlite FC-120B Max

White light detail | Target CCT 6500 K

Level	Lux	Measured CCT	Duv	SDCM	Ra	R9	Peak
100%	4982	6892 K	0.00178	4.04	97.1	90.0	449 nm

Colour metric	Value
SSI	69
TM-30 Rf	93
TM-30 Rg	100
TLCI (Info)	99
Measurements	1

Check	Value
Brightest level	100%
CCT deviation	392 K
Mired deviation	8.75
Source	Nanlite FC-120B Max 100% 6500

Output linearity



CRI R1-R15 at brightest level

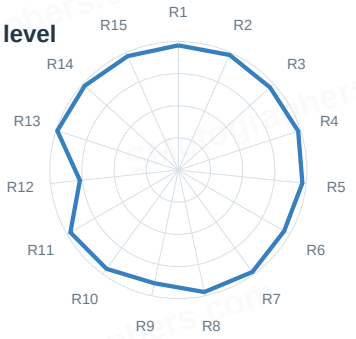

Spectra of all brightness levels

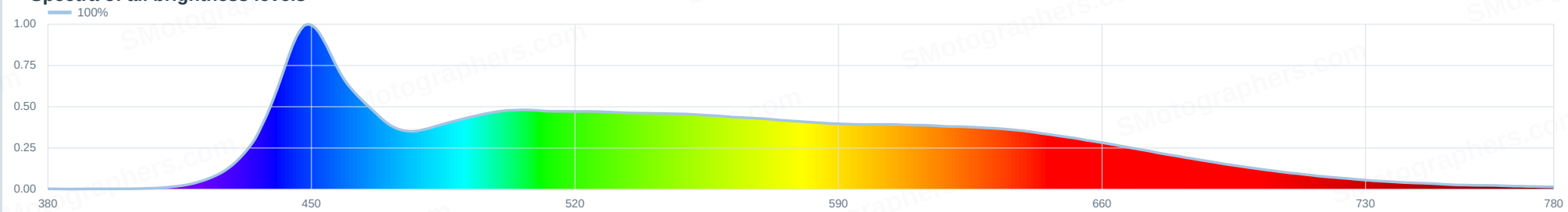

© Marvin Kuhn | SMotographers.com

Nanlite FC-120B Max

ANSI/IES TM-30 colour rendition | Target CCT 6500 K

LED EVALUATOR

TM-30 RF	TM-30 RG	SSI [D6886]	CCT (TM-30)	DUV	TLCI (INFO)	MEASUREMENT
93	100	69	6887 K	0.0018	99	100 %

Color Vector Graphic

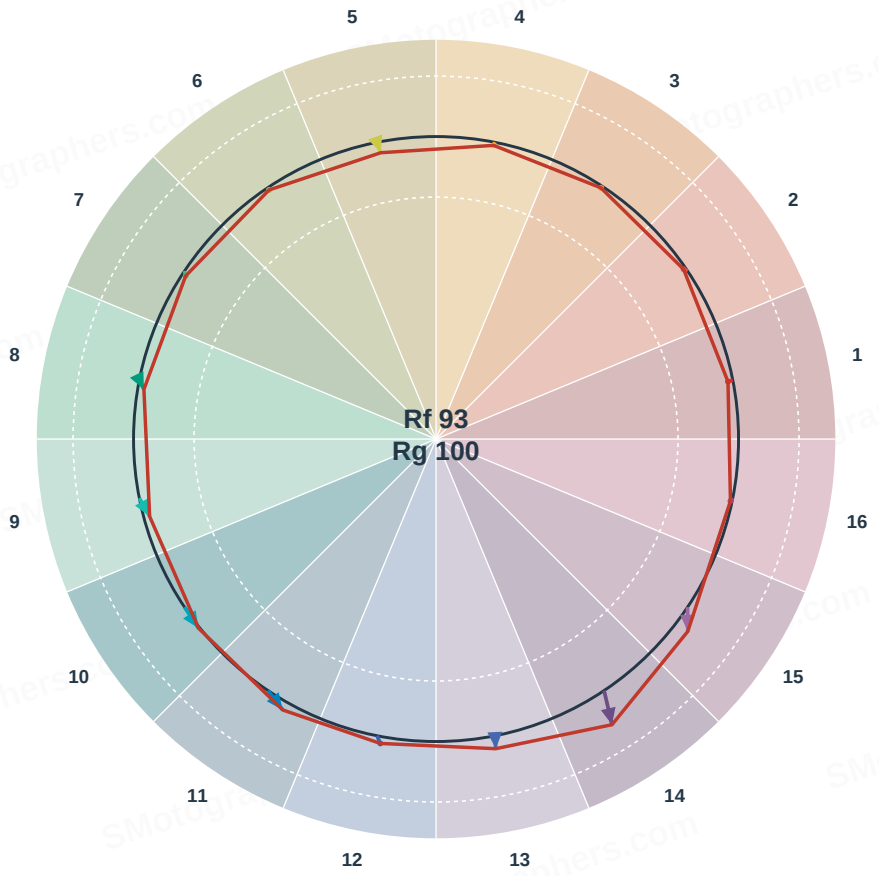

Circle = reference, arrows = shift of the test source per hue bin (CAM02-UCS).

Local chroma shift Rcs,hj

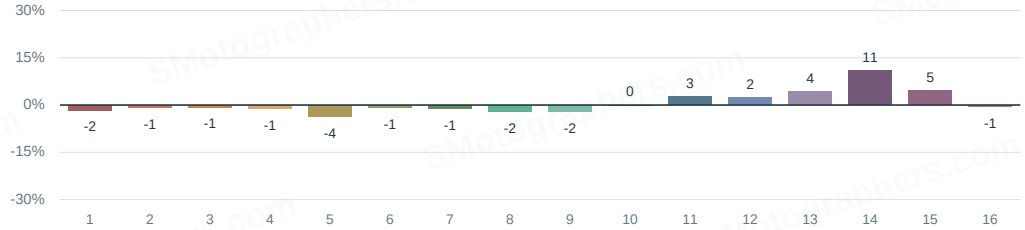

Local hue shift Rhs,hj

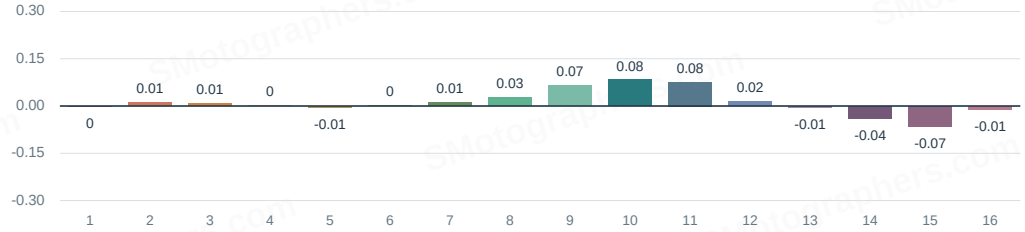

Local colour fidelity Rf,hj

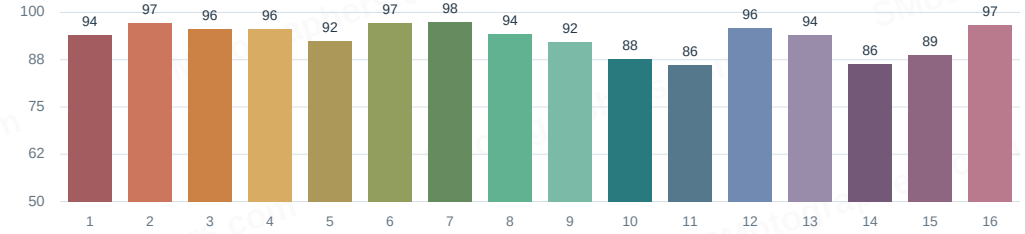

© Marvin Kuhn | SMotographers.com

Nanlite FC-120B Max

TM-30 colour swatches: reference vs. measurement | Target CCT 6500 K

LED EVALUATOR

TM-30 RF	TM-30 RG	SSI [D6886]	CCT (TM-30)	DUV	TLCI (INFO)	MEASUREMENT
93	100	69	6887 K	0.0018	99	100 %

Hue bins 1-16: average per bin



1	2	3	4	5	6	7	8	9	10	11	12	13	14	15	16
-2 % Chroma	-1 % Chroma	-1 % Chroma	-1 % Chroma	-4 % Chroma	-1 % Chroma	-1 % Chroma	-2 % Chroma	-2 % Chroma	+0 % Chroma	+3 % Chroma	+2 % Chroma	+4 % Chroma	+11 % Chroma	+5 % Chroma	-1 % Chroma

Colour samples CES 1-99 (left reference, right measurement; sorted by hue bin)

CES 2 Rf 97	CES 3 Rf 85	CES 4 Rf 94	CES 5 Rf 91	CES 6 Rf 97	CES 7 Rf 97	CES 8 Rf 96	CES 10 Rf 96	CES 11 Rf 96	CES 12 Rf 96	CES 13 Rf 98	CES 14 Rf 100	CES 9 Rf 97	CES 15 Rf 94	CES 16 Rf 97	CES 17 Rf 97	CES 18 Rf 96	CES 19 Rf 97	CES 20 Rf 89	CES 21 Rf 96
CES 22 Rf 98	CES 23 Rf 98	CES 24 Rf 97	CES 25 Rf 95	CES 26 Rf 98	CES 27 Rf 88	CES 28 Rf 98	CES 29 Rf 97	CES 30 Rf 90	CES 31 Rf 97	CES 32 Rf 97	CES 33 Rf 96	CES 34 Rf 97	CES 35 Rf 97	CES 36 Rf 78	CES 37 Rf 97	CES 38 Rf 84	CES 39 Rf 99	CES 40 Rf 99	CES 41 Rf 95
CES 42 Rf 97	CES 43 Rf 97	CES 44 Rf 99	CES 45 Rf 99	CES 46 Rf 99	CES 47 Rf 97	CES 48 Rf 90	CES 49 Rf 98	CES 50 Rf 97	CES 51 Rf 96	CES 52 Rf 99	CES 53 Rf 99	CES 54 Rf 92	CES 55 Rf 91	CES 56 Rf 95	CES 57 Rf 94	CES 58 Rf 94	CES 59 Rf 97	CES 60 Rf 92	CES 61 Rf 92
CES 62 Rf 85	CES 63 Rf 95	CES 64 Rf 92	CES 65 Rf 91	CES 66 Rf 90	CES 67 Rf 89	CES 68 Rf 89	CES 69 Rf 89	CES 70 Rf 87	CES 71 Rf 80	CES 74 Rf 92	CES 72 Rf 94	CES 73 Rf 81	CES 75 Rf 82	CES 76 Rf 89	CES 77 Rf 88	CES 78 Rf 83	CES 79 Rf 98	CES 80 Rf 94	CES 81 Rf 95
CES 82 Rf 97	CES 83 Rf 98	CES 84 Rf 94	CES 85 Rf 85	CES 86 Rf 96	CES 87 Rf 93	CES 88 Rf 98	CES 89 Rf 93	CES 91 Rf 68	CES 90 Rf 96	CES 92 Rf 84	CES 93 Rf 91	CES 94 Rf 90	CES 95 Rf 84	CES 1 Rf 99	CES 96 Rf 94	CES 97 Rf 97	CES 98 Rf 98	CES 99 Rf 96	

Shown as corresponding colours in sRGB (CAM02-UCS, adapted to D65); screen and print reproduction is only an approximation.

© Marvin Kuhn | SMotographers.com

Nanlite FC-120B Max

TM-30 colour samples & Academy SSI | Target CCT 6500 K

LED EVALUATOR

TM-30 RF	TM-30 RG	SSI [D6886]	CCT (TM-30)	DUV	TLCI (INFO)	MEASUREMENT
93	100	69	6887 K	0.0018	99	100 %

Fidelity per colour sample Rf,CES1-99

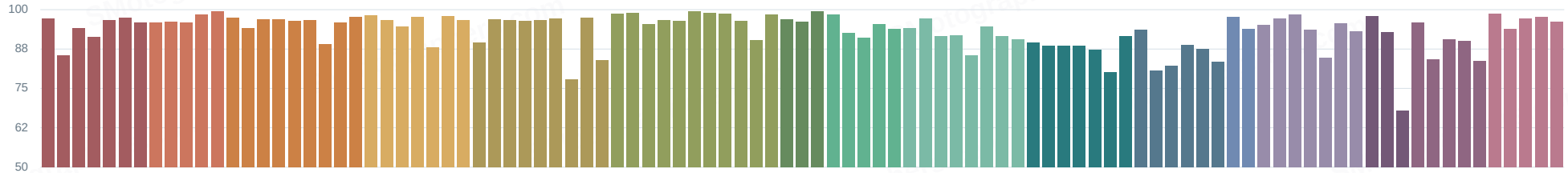

Samples sorted by hue bin 1-16; colour = hue bin.

Spectrum vs. TM-30 reference (equal area)

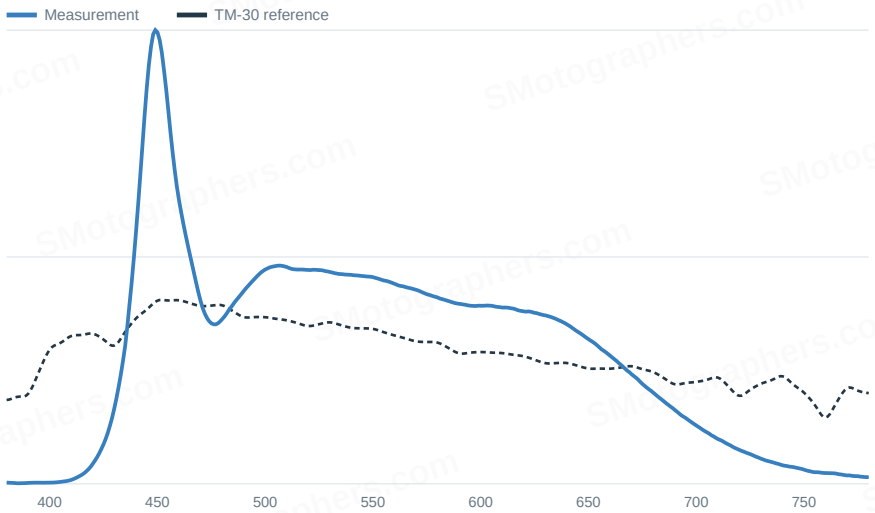

Academy SSI [D6886]

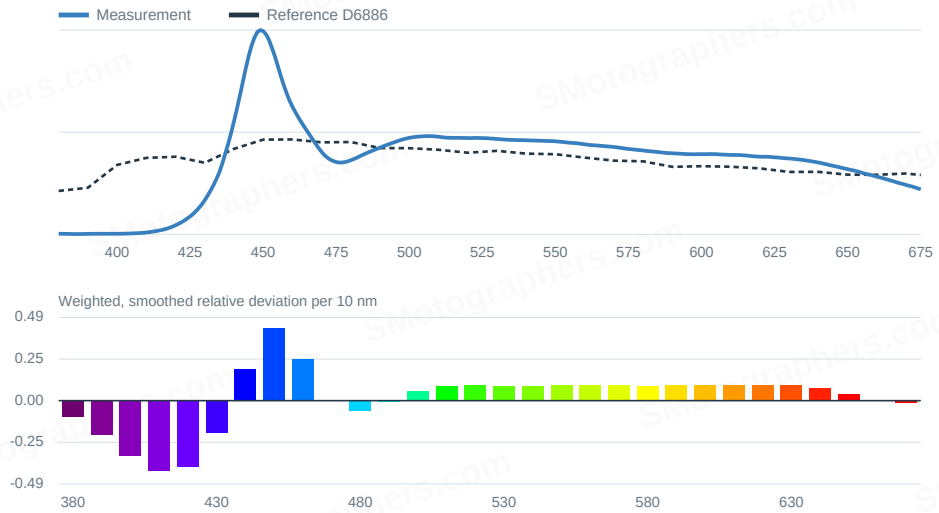

Reference as in the Academy SSI calculator (default): Planckian below 4000 K, CIE daylight from 4000 K, each at the measured CCT.

© Marvin Kuhn | SMotographers.com

Nanlite FC-120B Max

Reflectors | Maximum output

Reflector	Target CCT	Lux	EV	Measured CCT	Duv	Source
Standard reflector	-	26308	13.36	5608 K	-0.00011	Nanlite FC-120B Max 100% max with reflecto

Max EV per reflector

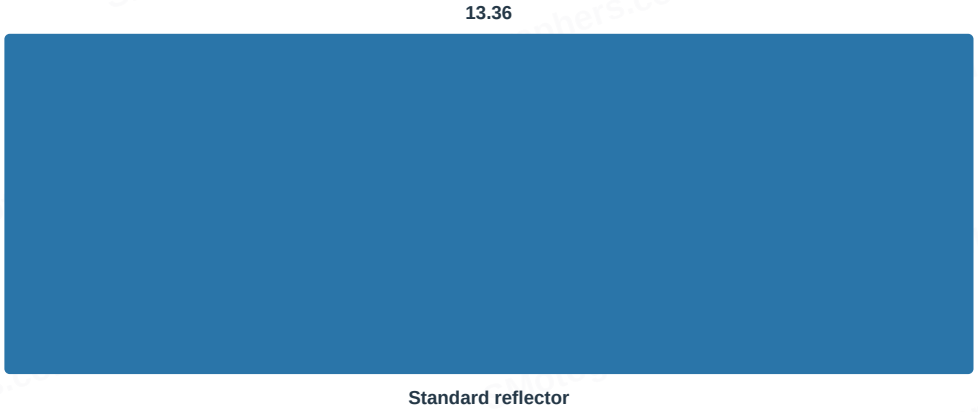

© Marvin Kuhn | SMotographers.com